



Catalog Number	
Project	Type

FEATURES & SPECIFICATIONS

POLE — The pole shaft is fabricated from hot rolled carbon steel having a minimum yield of 50,000 PSI and conforms to ASTM A500 grade C requirements. The shaft construction is a single piece of formed steel welded longitudinally. The hand hole is located 1' above the pole base. A ground lug is provided standard.

ANCHOR BASE — The anchor base is fabricated from a structural quality hot rolled carbon steel plate that has a minimum yield strength of 36,000 PSI. The anchor base telescopes the pole shaft and has a circumferential weld on the top and bottom.

BASE COVER — A full base cover is provided which encapsulates the base plate and anchor bolts to provide a clean transition from pier to pole.

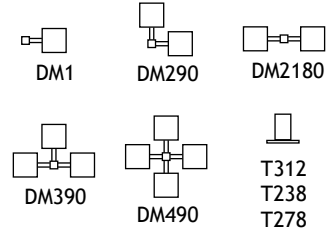
FINISH — A Super Durable Polyester powder coat finish is electrostatically applied in our state of the art paint facility. Standard colors available: Black, Bronze, US Green, White. Custom colors available upon request. Galvanizing treatments available upon request. Additional warranty extensions available with these treatments.

24' Steel 4" Round 7 Gauge Pole

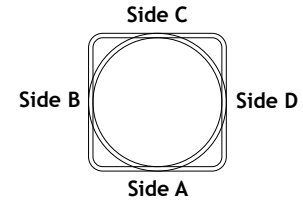
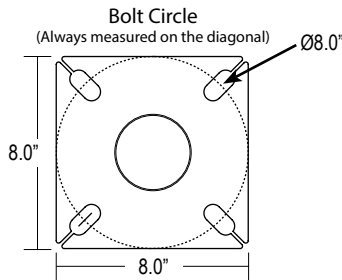
RSP SERIES



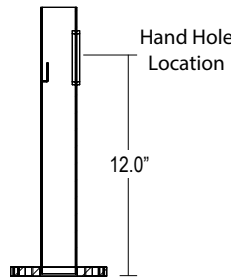
Mounting Options



Technical Data	
Nominal Pole Height	24'-0"
Shaft Dimensions	24' x 4"
Wall Gauge	7 Gauge
Bolt Circle	8.0"
Bolt Size	3/4" x 30" x 3"
Base Plate Dimensions	8.0" sq. x .75" thk.
Est. Shipping Weight	190 lbs



Max EPA (1.3 Gust)	
90 mph	8.0
100 mph	5.7
110 mph	4.0
120 mph	2.8
130 mph	1.8
140 mph	1.0



Drilling Locations

Sides	A	B	C	D
Hand Hole	X			
DM1	X			
DM290	X	X		
DM2180		X		X
DM390	X	X		X
DM490	X	X	X	X

ORDERING INFORMATION

Choose the bold face options for the appropriate pole configuration for your application and enter on the line above each pole attribute. Accessories may be factory installed, depending on the particular accessory chosen, but must still be ordered as a separate line item.

Example: **RSP 24 4 7 BZ T238**

Series	Pole Height	Pole Size	Pole Gauge	Color	Mounting	Drill Pattern
RSP	24 24' Nominal	4 4" Round	7 7 Gauge	BK Black BZ Bronze WH White GR US Green GLV Galvanized GLVP¹ Galvanized and Painted SP Special	DM1 Drill One Side DM290 Drill 2 Sides at 90° DM2180 Drill 2 Sides at 180° DM390 Drill 3 Sides at 90° DM490 Drill 4 Sides at 90° T238 2-3/8" OD Tenon (Standard) T278 2-7/8" OD Tenon T312 3-1/2" OD Tenon ND No Drilling	Blank None - for Tenon Mounting S SSA Drill Mount Pattern V VSA Drill Mount Pattern

NOTE: ANCHOR BOLT KITS MUST BE ORDERED AS A SEPARATE LINE ITEM. EACH KIT IS PROVIDED WITH A RIGID TEMPLATE FOR INSTALLATION. SEE ACCESSORIES FOR KIT PART NUMBERS. PLEASE NOTE ON PURCHASE ORDER IF ANCHOR BOLTS AND TEMPLATES ARE TO BE PRE-SHIPED.

NOTES

- For 'Galvanized and Painted' option. You must specify a paint color code as the suffix in addition to the GLVP coating option. (Example: GLVPBZ).
- Please note location for additional hand hole when ordering. See Drilling Locations diagram for location designations.
- See Page 2 for details

Accessories (Order as separate line items)	
KAB3430G08R	AB Kit (4) 3/4" x 30" Galvanized Bolts and Rigid Template
TLGFIA	Ground Fault Receptacle
PHH²	Additional Hand Hole
AVD25³	Poles Anti Vibration Device

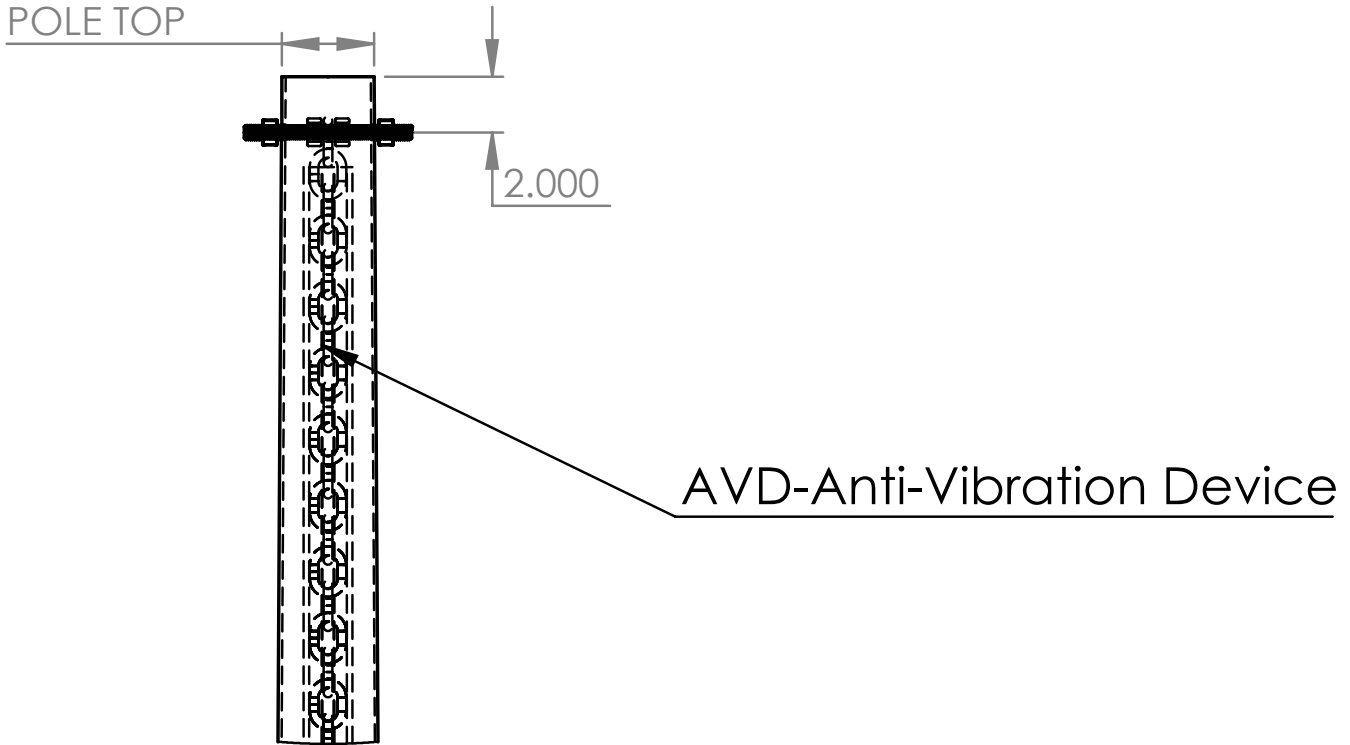
Techlight
2707 Satsuma Drive, Dallas, TX 75229
PH: 214.350.0591 EMAIL: Techlight@techlight.com

www.techlight.com



AVD25 - Anti vibration device for 24ft pole

PN#	Pole Height(ft)	CHAIN LENGTH (ft)
AVD25	24	16.5



For Reference Only: The ASCE 7 Hazard Tool is the official source of information for pole selection when identifying wind speed zone limits within North America.

<https://asce7hazardtool.online/>