



## Medium R30 Copper Bullet

Catalog Number	
Project	Type

### FEATURES & SPECIFICATIONS

**CONSTRUCTION** — Made with a spun copper housing with stainless steel fasteners. Designed to efficiently operate R30 and PAR30 shaped lamps. A high temperature drain plug is provided for uplight applications. ETL listed for wet locations.

**FINISH** — Super Durable Polyester Powder Coat finish available in standard colors: Natural Copper, Black, Bronze, White, OD Green. Custom colors available upon request.

**OPTICAL SYSTEM** — Beam spreads vary based on the light source and lamp shape chosen. Standard shields include an up shield with a convex clear tempered glass lens and an open down shield. Various additional shield and lens assemblies are available for custom applications.

**ELECTRICAL SYSTEM** — LED PAR lamp models available for line voltage operation. Recommended to use minimum one surge protection device per circuit. Each fixture comes with a medium base porcelain 4KV rated socket.

**MOUNTING** — Comes standard with a 1/2" threaded knuckle mount, fully adjustable swivel arm, and locking teeth. The fixture can be mounted directly to the ballast enclosure, or it can be remote mounted using a Techlight mounting accessory.



Fixture shown with S24 Down Shield

SERIES	HOUSING HEIGHT	LENGTH & WIDTH
<b>R3LWC</b>	7.0"	5.3" x 4.4"

### ORDERING INFORMATION

Choose the bold face options for the appropriate luminaire configuration for your application and enter on the line above each fixture attribute. Accessories may be factory installed, depending on the particular accessory chosen, but still be ordered as a separate line item.

EXAMPLE:

**R3LWC-S25**

<b>R3LWC</b>		
SERIES	SHIELD <sup>1</sup>	FINISH
	<b>S24</b> = Down Shield <b>S25</b> = Up Shield <b>S58</b> = Down Shield with Lens	<b>blank</b> = Natural Copper <b>BZ</b> = Bronze <b>BK</b> = Black <b>ODG</b> = OD Green <b>WH</b> = White <b>SP<sup>2</sup></b> = Special

### ACCESSORIES (Order as separate line items)

#### BASE

- B02** 1/2" Conduit Base
- B03** 4" Round 3 Hole Cover
- B06** Brass Tree Base
- B10** 1/2" Hub With Ground
- B16-12** Palm Tree Base With 12' Strap
- LMSB<sup>6</sup>** 20" X 2.5" Mounting Stake (Brass)
- LMS<sup>6</sup>** 20" X 2.5" Mounting Stake (SCH 40 PVC)
- LMSZ-BK<sup>6</sup>** 20" X 2.5" Mounting Stake (Zinc Top Painted Black)
- S81** Honeycomb Louver
- TLSBBJB** Brass Junction Box
- TLHB800RCH** Digital Timer
- PSJ163** 16 Gauge 3 Strand Lead Wire (Color Coded) Per Linear Foot

#### LAMPS

- LUVPAR3012WXXK<sup>3,4</sup>** LED 12W PAR30
- ALUMAPAR3012WxxK<sup>3,5</sup>** LED 12W PAR30

### NOTES

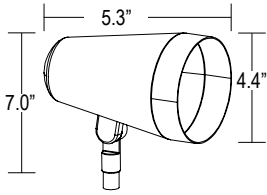
- 1 = Premium shields are designed to allow debris to wash free in an up light position.
- 2 = Custom RAL color matching is available. Contact your sales representative for additional info.
- 3 = Recommend minimum one surge protection device for each circuit. See FSPENCA277V Series specification sheet for details.
- 4 = XX could be 27 = 2700K, 30 = 3000K, 40 = 4000K, 65 = 6500K or GR = Green Lens. See [LUV Series specification sheet for details](#).
- 5 = XX could be 30 = 3000K, 40 = 4000K, 65 = 6500K or MVS = Moonlight. See [ALUMA-LUX Series specification sheet for details](#).
- 6 = Line voltage bullets require LARGE stakes.



# R3LWC Medium R30 Copper Bullet

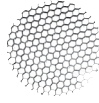
## AVAILABLE FIXTURE DIMENSIONS

Dimensions shown are for fixture bodies only. Mounting options must be ordered separately.



## ACCESSORIES

**S81**  
Honeycomb Louver



**TLHB800RCH**  
Digital Timer



**PSJ163**  
16 Gauge 3 Strand Lead Wire



## MOUNTING ACCESSORIES

**B02**  
1/2" Conduit Base



**B03**  
4" Round 3 Hole Cover



**TLSBBJB**  
Brass Junction Box



**B16-12**  
Palm Tree Base with 12' Strap



**B06**  
Brass Tree Base



**B10**  
1/2" Hub with Ground

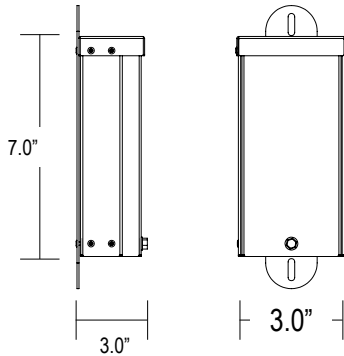


**LMSB, LMS, LMSZ-BK<sup>6</sup>**  
20" x 2.5" Mounting Stakes

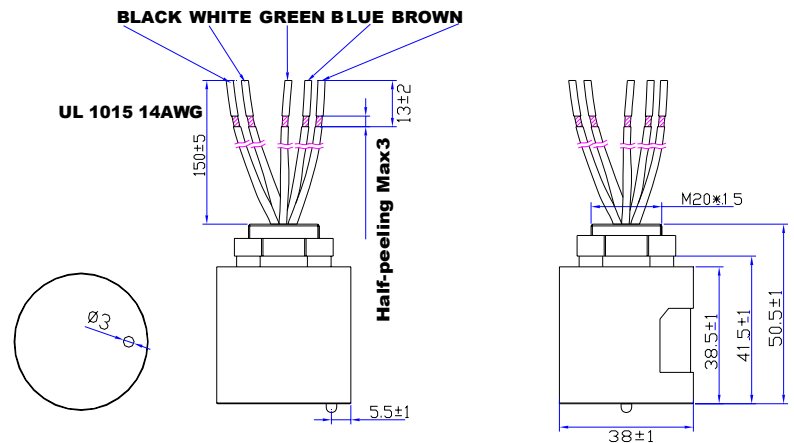


## SURGE PROTECTION DEVICE

**FSPENCA277V<sup>4</sup>** - 10kA surge protector device (102549) with aluminum enclosure



### 102549 DIMENSIONS

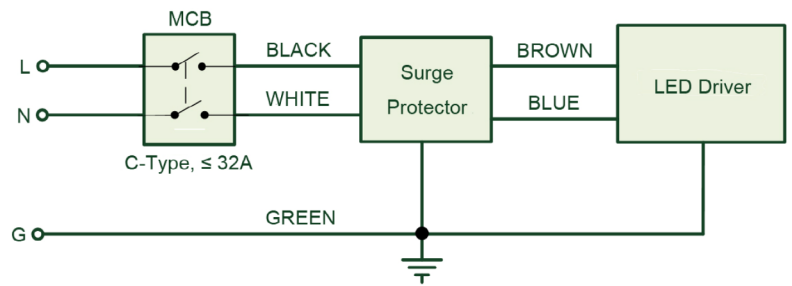


### 102549 - 10kA Surge Protective Device

- 90-305 Vac Working Input Voltage
- 15 kA Maximum, 10 kA Nominal (15 strikes) Surge Current Rating Using Industry Standard 8/20us Wave
- UL1449 Type 4, EN 61643-11 - Surge Protective Devices T2 & T3
- IEEE C62.41.2 Location Category C High
- High Temperature, 85C Maximum Ambient
- Flameproof Plastic Enclosure
- IP66
- Compatible with Inventronics LED Drivers
- "Series" Wiring Configuration



### 102549 WIRING DIAGRAM (IN SERIES)



**WARNING:** Maintenance performed including the replacement of LED bricks while power is still supplied to the luminaire may result in system failures and will void the warranty.



**TECHLIGHT**  
INNOVATION IN ILLUMINATION

2707 SATSUMA DR. | DALLAS, TX 75229 | PH: 800.225.0727 | EMAIL: TECHLIGHT@TECHLIGHT.COM | www.techlight.com