

LOW VOLTAGE MR16 BULBETS

TLOMR16



1. HOUSING

DIE-CAST ALUMINUM.

2. SHIELD

DIE-CAST ALUMINUM, FULLY ROTATABLE, WITH SILICONE RUBBER GASKET.

3. LENS

MR11 AND MR16 HAVE CLEAR, TEMPERED GLASS. OPTIONAL LENSES ARE AVAILABLE. (MR16 ONLY.)

4. SOCKET

MR11-CERAMIC BI-PIN, MR16-CERAMIC BI-PIN WITH HEAT SHIELD.

5. ARM

FULLY ADJUSTABLE, DIE-CAST SWIVEL ARM

6. WIRING

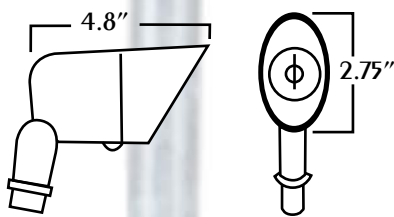
3ft. #18-2 WHIP AND A LOW VOLTAGE CONNECTOR.

7. FINISH

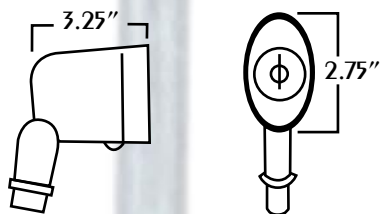
U.V. RESISTANT POWDER COAT. AVAILABLE IN BLACK, VERDE, WHITE, BRONZE, O.D. GREEN, & CUSTOM COLORS.

DIMENSIONS

TLOMR16



TLOMR16F



ACCESSORIES

Shields - FOR USE WITH MR16 FIXTURES ONLY



S99 Tube Shield



S120C Tube Shield

BASES



BO1 TREE BASE



BO6 TREE BASE




B14 BASE



TLSBBJB - BRASS JUNCTION BOX

STAKES



SMSB- SMALL STAKE
MMSB- MEDIUM STAKE
LMSB- LARGE STAKE

LENSES & LOUVERS

LENS ACCESSORIES MR16 ONLY



PMR16SOF
SOFTENING LENS



PMR16SAN
SANDED LENS



PMR16PRI
PRISMATIC LENS



PMR16LIN
LINEAR LENS



PMR16B
BLUE LENS



TLL450B
TLL600B
CELL LOUVER

COLOR OPTIONS

WHEN ORDERING FIXTURES, ADD COLOR # TO END OF ORDER CODE.

ORDER #	DESCRIPTION	
1	OLIVE DRAB GREEN	
2	WHITE	
3	BRONZE	
4	BLACK	
5	SPECIAL (CALL TECHLIGHT FOR DETAILS)	

ORDER INFORMATION

FIXTURE

Catalog#	Color
TLOMRI6F-BZ	FLUSH SHIELD
TLOMRI6F-BZ	BRONZE
TLOMRI6F-BK	BLACK
TLOMRI6F-VRD	VERDE
TLOMRI6F-GRN	GREEN
TLOMRI6F-WH	WHITE
TLOMRI6F-SP	CUSTOM COLOR
	LONG SHIELD
TLOMRI6-BZ	BRONZE
TLOMRI6-BK	BLACK
TLOMRI6-VRD	VERDE
TLOMRI6-GRN	GREEN
TLOMRI6-WH	WHITE
TLOMRI6-SP	CUSTOM COLOR

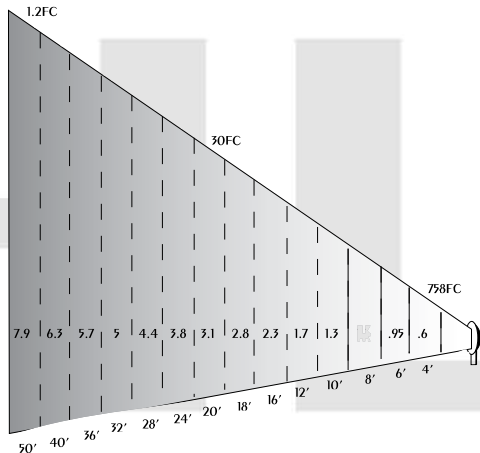
ACCESSORIES

Catalog#	Description
B01	1/2" ALUMINUM TREE BASE
B06	1/2" BRASS TREE BASE
B14-BZ**	1/2" ALUMINUM HOUSE BASE
SMSB	1" X 12" MOUNTING STAKE (BRASS CAP)
SMSB6	1" X 6" MOUNTING STAKE (BRASS CAP)
MMSB	1" X 18" MOUNTING STAKE (BRASS CAP)
LMSB	2.5" X 20" MOUNTING STAKE (BRASS CAP)
SI20C	Tube Shield for MRI6 Copper
S99	Tube Shield for TLM16*
PMRI6B	BLUE LENS for MRI6*
PMRI6LIN	LINEAR LENS for MRI6*
PMRI6PRI	PRISMATIC LENS for MRI6*
PMRI6SAN	SANDED LENS for MRI6*
PMRI6SOF	SOFTENING LENS for MRI6*
TLL450B	450 CELL LOUVER for MRI6*
TLL600B	600 CELL LOUVER for MRI6*
PR2LB	BLUE LENS for R2
PR2LQB	QUARTER BLUE LENS for R2

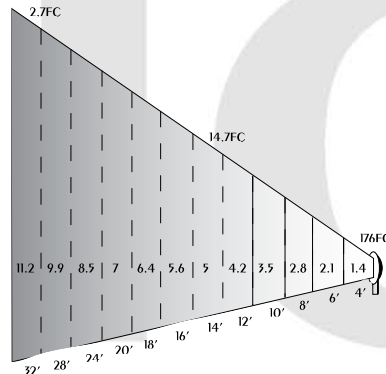
* Available with both Aluminum and Copper MRI6 Bullets*
 **Specify color when ordering.

Technical Data

NSP



NFL



FL

