

TENON ADAPTORS




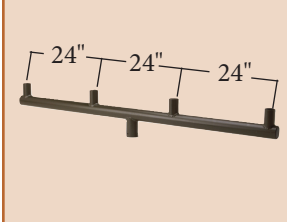
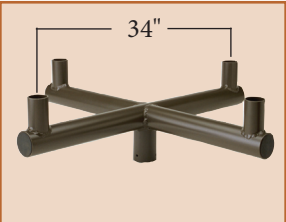

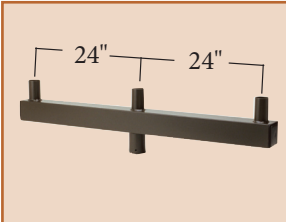
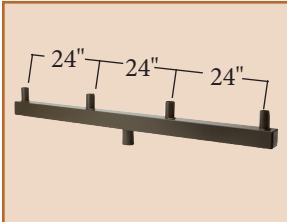
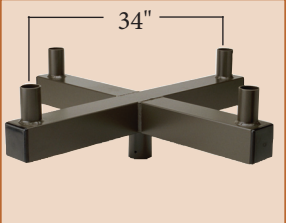
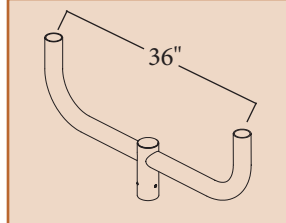
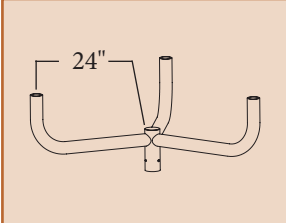
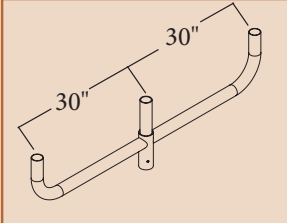
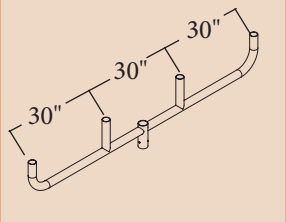
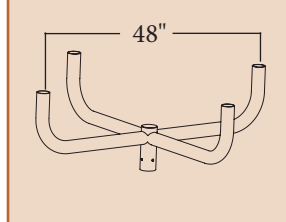
The Techlight line of Tenon Adaptors are used to either attach an outdoor fixture to an existing tenon, or convert an existing pole into having single or multiple tenons available for fixture mounting.



All models shown are designed to attach to or create a 2 3/8" OD tenon. Techlight has the ability to custom fit or design tenon adaptors. Contact your sales representative for information and part numbers for adaptors designed to work with 2 7/8" or 3 1/2" OD tenons.

BULL HORNS

Bull Horns are used to mount multiple fixtures on single poles for controlled lighting in multiple directions from a single pole or wall mount bracket.

 <p>24"</p> <p>ROUND STRAIGHT BULL HORN RV2</p> <p>EPA 0.9 27 LBS</p>	 <p>24" 24"</p> <p>ROUND STRAIGHT BULL HORN RV3</p> <p>EPA 1.4 41 LBS</p>	 <p>16"</p> <p>ROUND STRAIGHT BULL HORN RV3120</p> <p>EPA 2.2 46 LBS</p>	 <p>24" 24" 24"</p> <p>ROUND STRAIGHT BULL HORN RV4</p> <p>EPA 2.0 64 LBS</p>
 <p>34"</p> <p>ROUND STRAIGHT BULL HORN RVC4</p> <p>EPA 2.2 49 LBS</p>	 <p>24"</p> <p>SQUARE STRAIGHT BULL HORN TV2</p> <p>EPA 1.6 29 LBS</p>	 <p>24" 24"</p> <p>SQUARE STRAIGHT BULL HORN TV3</p> <p>EPA 2.6 45 LBS</p>	 <p>24" 24" 24"</p> <p>SQUARE STRAIGHT BULL HORN TV4</p> <p>EPA 3.6 67 LBS</p>
 <p>34"</p> <p>SQUARE STRAIGHT BULL HORN TVC4</p> <p>EPA 2.2 46 LBS</p>	 <p>36"</p> <p>ROUND CURVED BULL HORN BH2180</p> <p>EPA 1.6 30 LBS</p>	 <p>24"</p> <p>ROUND CURVED BULL HORN BH3120</p> <p>EPA 1.6 39 LBS</p>	 <p>30" 30"</p> <p>ROUND CURVED BULL HORN BH3180</p> <p>EPA 2.3 44 LBS</p>
 <p>30" 30" 30"</p> <p>ROUND CURVED BULL HORN BH4180</p> <p>EPA 2.6 59 LBS</p>	 <p>48"</p> <p>ROUND CURVED BULL HORN BH490</p> <p>EPA 1.9 55 LBS</p>		

ADAPTORS

All models shown are designed to attach to and create 2 3/8" OD tenons. Each model can work in conjunction with a 2AF or 2AFPC adjustable slip fitter for mounting outdoor fixtures. Techlight has the ability to custom fit or design bull horns. Contact your sales representative for additional information.

ARM MOUNT ADAPTORS

Arm mount adaptors can be used to mount single or multiple horizontal shoeboxes to poles or wall mount brackets.



IN-LINE ARM MOUNT ADAPTOR TH2

EPA 2.6 27 LBS




IN-LINE ARM MOUNT ADAPTOR TH3

EPA 2.6 45 LBS




SSA POLE TOP ADAPTOR
PTASSA (4" SQ POLE)
PTASSA5 (5" SQ POLE)
PTASSA6 (6" SQ POLE)
PTASSAR4 (4" RD POLE)
PTASSAR5 (5" RD POLE)

EPA 0.4 10-16 LBS



VSA POLE TOP ADAPTOR
PTAVSA (4" SQ POLE)
PTAVSA5 (5" SQ POLE)
PTAVSA6 (6" SQ POLE)
PTAVSAR4 (4" RD POLE)
PTAVSAR5 (5" RD POLE)

EPA 0.4 10-16 LBS



STRAIGHT ARM MOUNT FOR SQUARE POLES
SSA-S (2")
SSA-M (8")
SSA (10.75")

EPA 0.3 1-3 LBS



STRAIGHT ARM MOUNT FOR ROUND POLES
SSA-SRTP (2")
SSA-MRTP (8")
SSARTP (10.75")

EPA .3 1-3 LBS



STRAIGHT ARM MOUNT FOR VB SERIES FOR SQUARE POLES
VSA-S (3")
VSA (12")

EPA 0.3 1-3 LBS



STRAIGHT ARM MOUNT FOR VB SERIES FOR ROUND POLES
VSARTP (12")

EPA 0.3 1-3 LBS

ADAPTORS

POLE MOUNT ADAPTORS

Techlight fixtures can be affixed to our poles in a multitude of methods. Mid-pole mounts, or architecturally designed Yoke and Spider Mounts are available. Adaptors are available for both metal and wood pole mounting.



VERTICAL BURN YOKE MOUNT
VBSBY (VBL SERIES)
VBMSBY (VBM SERIES)

EPA 0.4 26 LBS



VERTICAL BURN SPIDER MOUNT
VBSY (VBL SERIES)
VBMSY (VBM SERIES)

EPA 0.3 23 LBS



ADJUSTABLE YOKE MOUNT
B15

3 LBS



18"

VERTICAL TENON MID-POLE MOUNT 18" STEEL
PMVS18

EPA 0.5 10 LBS



11.5"

VERTICAL TENON MID-POLE MOUNT 11.5" ALUMINUM
PMV

EPA 0.3 8 LBS



8"

HORIZONTAL TENON MID-POLE MOUNT
PMH

6 LBS

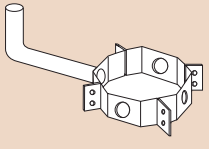


9.2"

8"

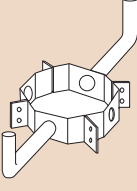
VERTICAL TENON WOOD MID-POLE MOUNT
WPB

EPA 0.3 8 LBS



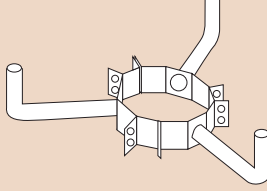
SINGLE TENON WOOD POLE BRACKET
RTB1

21 LBS



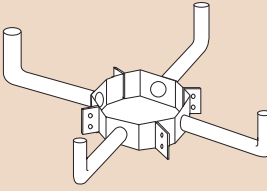
DUAL TENON WOOD POLE BRACKET
RTB2

28 LBS



TRIPLE TENON WOOD POLE BRACKET
RTB3

34 LBS



QUAD TENON WOOD POLE BRACKET
RTB4

41 LBS

ADAPTORS

WALL MOUNT ADAPTORS

Wall mount adaptors can be utilized for mounting shoebox or flood fixtures to buildings for security or general illumination purposes.

