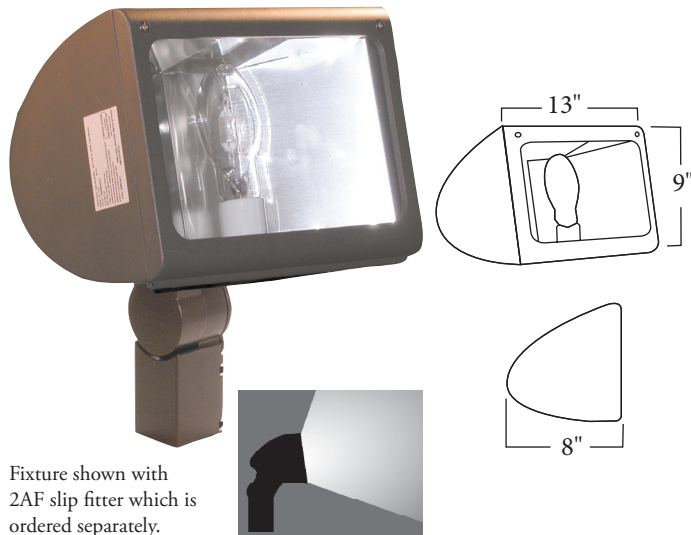


RBF SERIES

Round Back Flood



Fixture shown with 2AF slip fitter which is ordered separately.

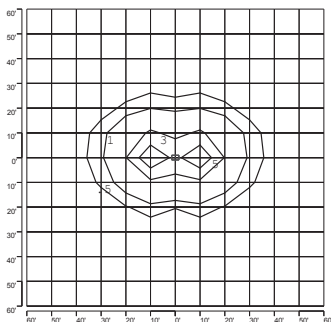
DESIGN

The RBF Flood Light is a compact HID light ideal for site, landscape, flag pole, and general security lighting. The sleek curve and contemporary look make them more aesthetically pleasing than regular commercial floods. A number of shielding options are available for customized effects.

ACCESSORIES



PHOTOMETRICS



ISOFOOTCANDLE PLOT:
RBF6A-1 150W PSMH FLOOD
15' AFG - 0 DEGREE TILT

1.800.225.0727

ORDERING INFORMATION

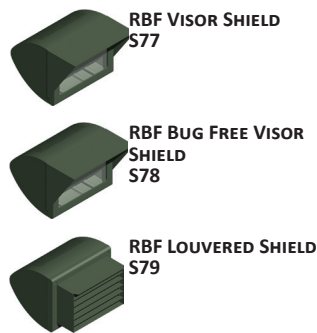
100W MV MT	RBF1A- (A) - (B)
175W MV MT	RBF2A- (A) - (B)
50W PSMH MT	RBF3A- (A) - (B)
70W PSMH MT	RBF4A- (A) - (B)
100W PSMH MT	RBF5A- (A) - (B)
150W PSMH MT	RBF6A- (A) - (B)
175W MH MT	RBF7A- (A) - (B)
175W MH 480V	RBF7B- (A) - (B)
70W HPS MT	RBF8A- (A) - (B)
100W HPS MT	RBF9A- (A) - (B)
150W HPS MT	RBF10A- (A) - (B)
150W HPS 480V	RBF10B- (A) - (B)

(A) **Beam Pattern**
1 - Horizontal Flood
2 - Vertical Flood
3 - Horizontal Spot

(B) **Finish**
BK - Black
BZ - Bronze
USG - US Green
WH - White
SP - Special

(Fixture comes standard with 1/2" threaded knuckle. See accessories for additional mounting options.)

SHIELDS



TECHNICAL INFORMATION

Constructed of die cast aluminum, it comes standard with a 1/2" threaded knuckle mount and 4KV pulse rated medium base socket. Light sources are available in 100W-175W Mercury Vapor, 50W-175W Metal Halide, or 70W-150W High Pressure Sodium. The fixture is finished with a durable polyester powdercoat paint.

WWW.TECHLIGHTUSA.COM