



Catalog Number	
Project	Type

## FEATURES & SPECIFICATIONS

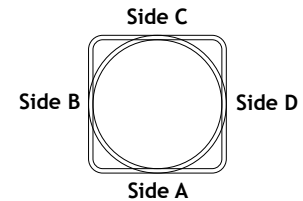
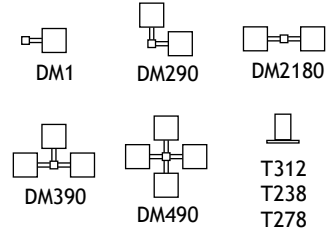
**POLE** — The pole shaft is fabricated from hot rolled carbon steel having a minimum yield of 46,000 PSI and conforms to ASTM A500 grade C requirements. The shaft construction is a single piece of formed steel welded longitudinally. The hand hole is located 1' 6" above the pole base. A ground lug is provided standard.

**FINISH** — A Super Durable Polyester powder coat finish is electrostatically applied in our state of the art paint facility. Standard colors available: Black, Bronze, US Green, White. Custom colors available upon request. Galvanizing treatments available upon request. Additional warranty extensions available with these treatments.

## 30' Steel 5" Square 7 Gauge Direct Burial Pole SSPDB SERIES



### Mounting Options



### Drilling Locations

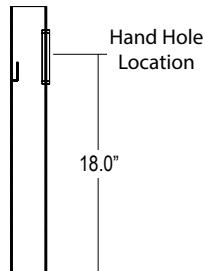
Sides	A	B	C	D
Hand Hole	X			
DM1	X			
DM290	X	X		
DM2180		X		X
DM390	X	X		X
DM490	X	X	X	X

### Technical Data

Nominal Pole Height	30'-0" Above Grade
Shaft Dimensions	37.5' x 5"
Wall Gauge	7 Gauge
Est. Shipping Weight	458 lbs

### Max EPA (1.3 Gust)

90 mph	11.3
100 mph	7.6
110 mph	4.9
120 mph	2.9
130 mph	1.3
140 mph	n/a



## ORDERING INFORMATION

Choose the bold face options for the appropriate pole configuration for your application and enter on the line above each pole attribute. Accessories may be factory installed, depending on the particular accessory chosen, but must still be ordered as a separate line item.

Example: **SSPDB 30 5 7 BZ T238 NA**

**(NA) is factory default for below grade drilling, unless otherwise specified in the ordering nomenclature under "Incoming Power".**

### SSPDB

Series	Pole Height	Pole Size	Pole Gauge	Color	Mounting	Drill Pattern	Incoming Power
<b>SSPDB</b>	<b>30</b> 30' Nominal	<b>5</b> 5" Round	<b>7</b> 7 Gauge	<b>BK</b> Black <b>BZ</b> Bronze <b>WH</b> White <b>GR</b> US Green <b>GLV</b> Galvanized <b>GLVP</b> Galvanized and Painted <b>SP</b> Special	<b>DM1</b> Drill One Side <b>DM290</b> Drill 2 Sides at 90° <b>DM2180</b> Drill 2 Sides at 180° <b>DM390</b> Drill 3 Sides at 90° <b>DM490</b> Drill 4 Sides at 90° <b>T238</b> 2-3/8" OD Tenon (Standard) <b>T278</b> 2-7/8" OD Tenon <b>T312</b> 3-1/2" OD Tenon <b>ND</b> No Drilling	<b>Blank</b> None - for Tenon Mounting <b>SSA</b> SSA Drill Mount Pattern <b>VSA</b> VSA Drill Mount Pattern	<b>NA</b> No factory preparations <b>AHxx</b> 1" Wiring Access Hole <b>TC34xx</b> 3/4" NPT Threaded Conduit Entry <b>PHHxx</b> Extra Hand Hole

### Options

(Include in Pole Ordering String Above)

**TLGFIA** Ground Fault Receptacle  
**AVD30** Poles Anti Vibration Device

### NOTES

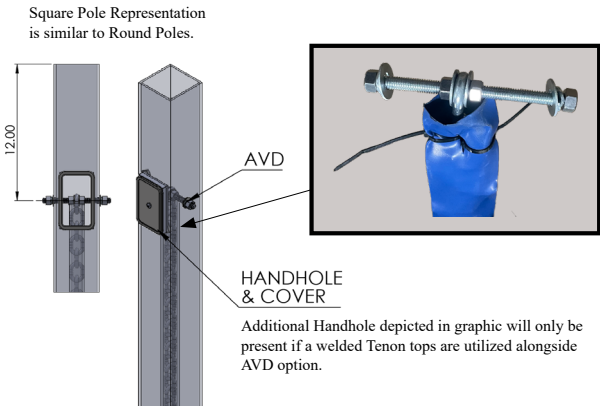
- For 'Galvanized and Painted' option. You must specify a paint color code as the suffix in addition to the GLVP coating option. (Example: GLVPBZ).
- Please note location when ordering. For 1st "x", specify height above base of pole. For 2nd "x", specify orientation from hand hole (A, B, C, D). Example: AH2C = Access Hole 2' Above Base, C Side. See Drilling Locations diagram for location designations.
- See Page 2 for details.




# SSPDB SERIES 30' Steel 5" Square 7 Gauge Direct Burial Pole

**AVD30** - Anti vibration device for 30ft pole

PN#	Pole Height(ft)	CHAIN LENGTH (ft)
AVD30	30	20



**TL-GFIA** - Ground Fault Receptacle



The GFIA (Ground Fault Circuit Interrupter) comes with a die cast aluminum in-use cover.

**For Refrence Only:** The ASCE 7 Hazard Tool is the official source of information for pole selection when identifying wind speed zone limits within North America.

<https://ascehazardtool.org/>