



TECHLIGHT
INNOVATION IN ILLUMINATION

Catalog Number

Project

Type

FEATURES & SPECIFICATIONS

APPLICATION — The TLCA Series of Angle Iron Cross Arms are designed for use with the Sport Lighter Series of fixtures. Cross arms are available to hold 2 to 5 fixtures each and may be ordered with a pre-drilled round straight or round tapered pole or crossarms may be purchased individually for wood pole mounting (wood poles provided by others).

CONSTRUCTION — The heavy duty cross arm bracket is constructed of rolled steel that is formed into a 4" x 4" x 1/4" thick angle iron. Each crossarm is pre-drilled with 7/8" (0.88") dia. mounting holes designed to accommodate the standard thru bolt mounting option on the Techlight Sport Lighter Series of fixtures or the cross arms may be ordered with a 2-3/8" OD tenon for slip fitter mounting.

FINISH — A Super Durable Polyester powder coat finish is electrostatically applied in our state of the art paint facility. Standard colors available: Black, Bronze, US Green, White. Custom colors available upon request.

NOTES


1 = Round or Round Tapered Steel Pole mount options are intended for use with Techlight poles only. Poles and mounting arms are pre-drilled at the factory to fit the exact pole and arm combination ordered.

2 = Custom RAL color matching is available. Contact your Techlight sale representative for additional information.

3 = Must specify paint color in addition to these coating options (ExampleGLVPBZ; TGBZ; GLVPTGBZ).

TLCA SERIES

Angle Iron Cross Arms



ORDERING INFORMATION

Choose the bold face options for the appropriate luminaire configuration for your application and enter on the line above each fixture attribute. Accessories may be factory installed, depending on the particular accessory chosen, but still be ordered as a separate line item.

EXAMPLE:

TLCA 4 BZ

TLCA				
SERIES	OPTIONS	POLE TYPE	MOUNTING	FINISH
	2 = 2 Light Bracket 3 = 3 Light Bracket 4 = 4 Light Bracket 5 = 5 Light Bracket	Blank ¹ = Round or Round Tapered Steel Pole WP = Wood Pole	Blank = Holes for thru bolts T = 2-3/8" OD Tenons	BZ = Bronze BK = Black GR = US Green WH = White SP = Special ² GLVP = Galvanized ³

CATALOG NUMBER	BRACKET WEIGHT (LBS.)	BRACKET EPA (FT ²)	100 MPH		120 MPH		MAX MOUNTING HEIGHT (FT.)
			MAX PER FIXTURE EPA	MAX PER FIXTURE WEIGHT (LBS.)	MAX PER FIXTURE EPA	MAX PER FIXTURE WEIGHT (LBS.)	
TLCA2	40	1.6	4	75	4	75	50
TLCA3	65	2.9	4	75	4	75	50
TLCA4	95	4.2	2.5	55	2.5	55	50
TLCA5	125	5.5	2.4	45	1.3	35	50

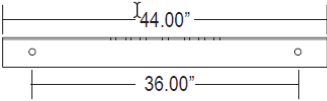


TLCA Angle Iron Cross Arms

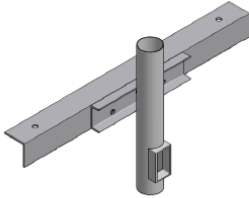
FIXTURE DIMENSIONS

TLCA2

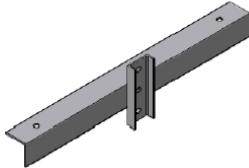
Angle Iron Cross Arm 2 Light



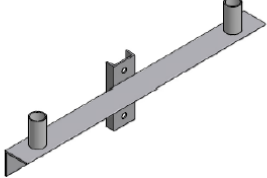
TLCA2
Steel Pole Mount



TLCA2-WP
Wood Pole Mount

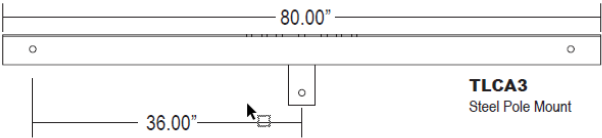


TLCA2-WP-T
Wood Pole Mount with Tenons

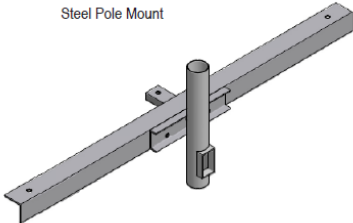


TLCA3

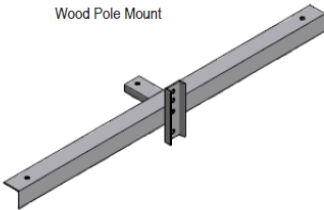
Angle Iron Cross Arm 3 Light



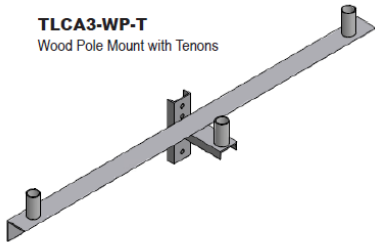
TLCA3
Steel Pole Mount



TLCA3-WP
Wood Pole Mount




TLCA3-WP-T
Wood Pole Mount with Tenons

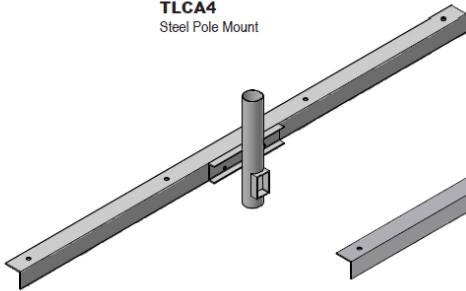


TLCA4

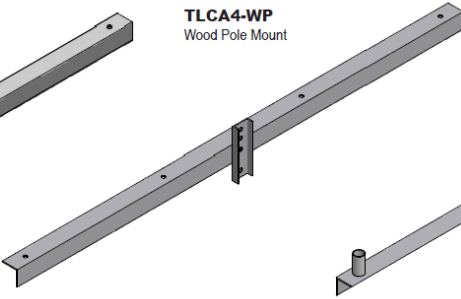
Angle Iron Cross Arm 4 Light



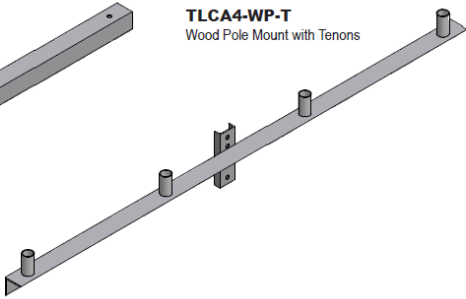
TLCA4
Steel Pole Mount



TLCA4-WP
Wood Pole Mount

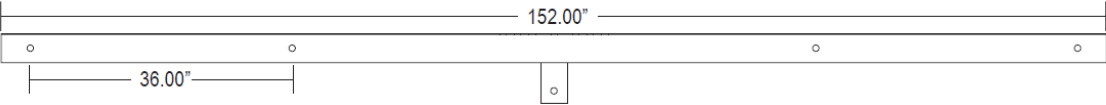


TLCA4-WP-T
Wood Pole Mount with Tenons

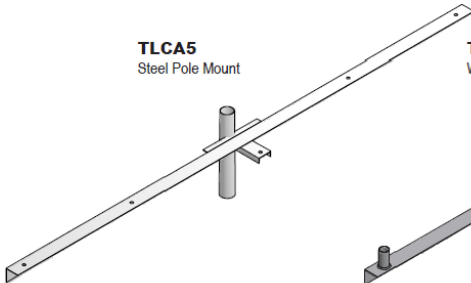


TLCA5


Angle Iron Cross Arm 5 Light



TLCA5
Steel Pole Mount



TLCA5-WP-T
Wood Pole Mount with Tenons



ADDITIONAL FIXTURE DIMENSIONS

